

# STATE OF THE LOUISVILLE REGIONAL LABOR MARKET



## QUARTERLY LABOR MARKET REPORT

# FOURTH QUARTER 2016

## OCTOBER - DECEMBER



# STATE OF THE LOUISVILLE REGIONAL LABOR MARKET

## TABLE OF CONTENTS

<b>About the State of the Labor Market Report</b>	<b>2</b>
<b>Top 25 High-Demand Occupations Paying Above the Family-Supporting Wage in the Louisville Region, October - December 2016</b>	<b>3</b>
<b>Top 30 Job Postings in the Louisville MSA in the Fourth Quarter of 2016, 25th-75th Percentile Pay Ranges for Each Job</b>	<b>4</b>
<b>Top 30 Job Postings in the Louisville MSA in the Fourth Quarter of 2016 Paying Above the Family-Supporting Wage, 25th-75th Percentile</b>	<b>5</b>
<b>Typical Entry-Level Education of Top 30 Jobs &amp; Typical Entry-Level Education of Top 30 Jobs Paying Above a Living Wage</b>	<b>6</b>
<b>Career Pathways Charts</b>	
<b>Advanced Manufacturing</b>	<b>7</b>
<b>Consumer and Business Services</b>	<b>8</b>
<b>Food and Beverage</b>	<b>9</b>
<b>Health Enterprises and Lifelong Wellness and Aging</b>	<b>10</b>
<b>Information Technology</b>	<b>11</b>
<b>Logistics and Supply Chain Management</b>	<b>12</b>
<b>Construction</b>	<b>13</b>
<b>Sources and Methodology</b>	<b>14</b>
<b>About KentuckianaWorks</b>	<b>15</b>

# ABOUT THIS REPORT

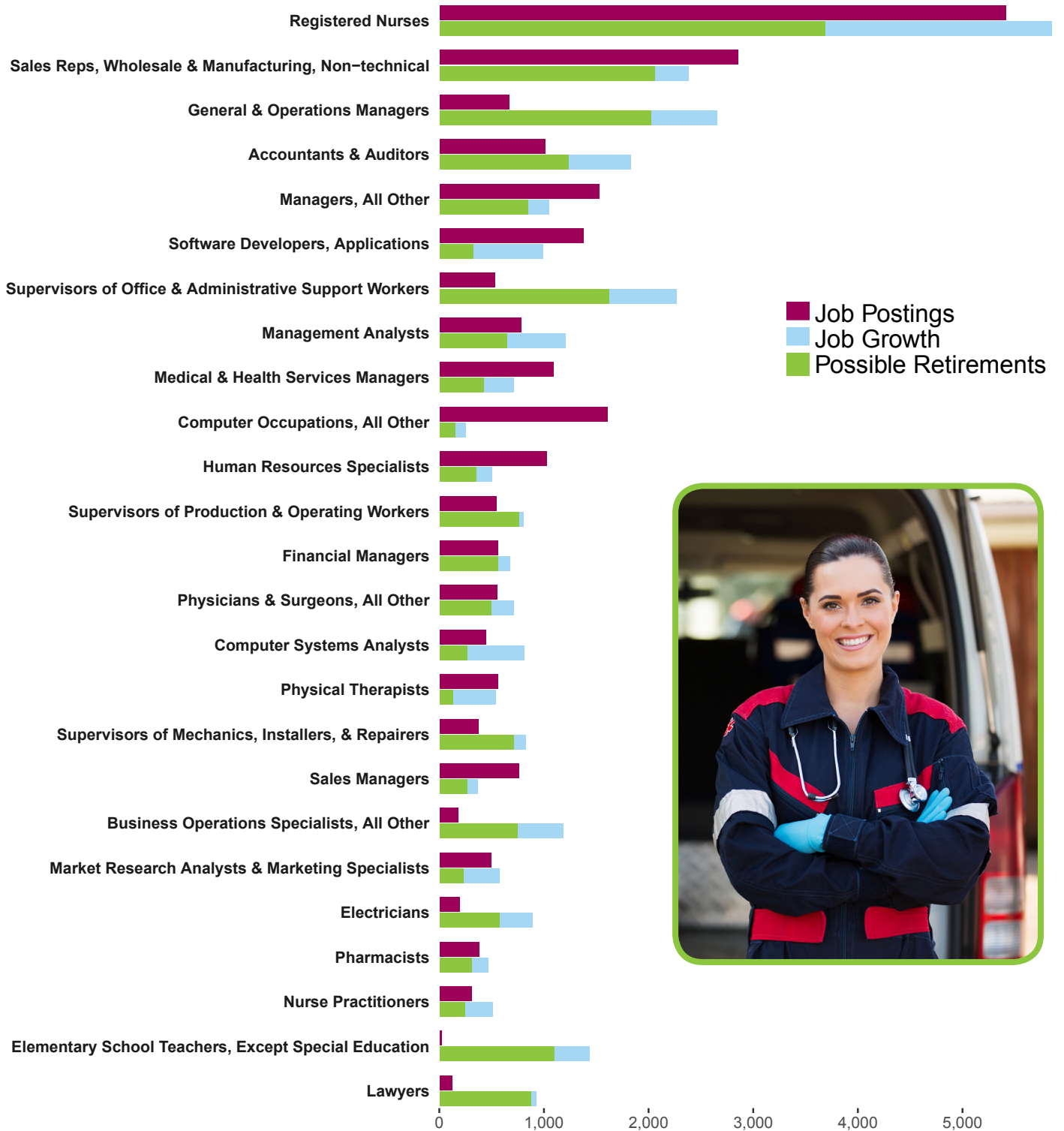
---

The State of the Louisville (MSA) Labor Market Report is designed to provide useful information to the region's job-seekers, policy-makers, business leaders, students, and their parents. The publication of current, local data about careers in seven job sectors in the Louisville MSA can help residents chart their education and career paths more effectively.

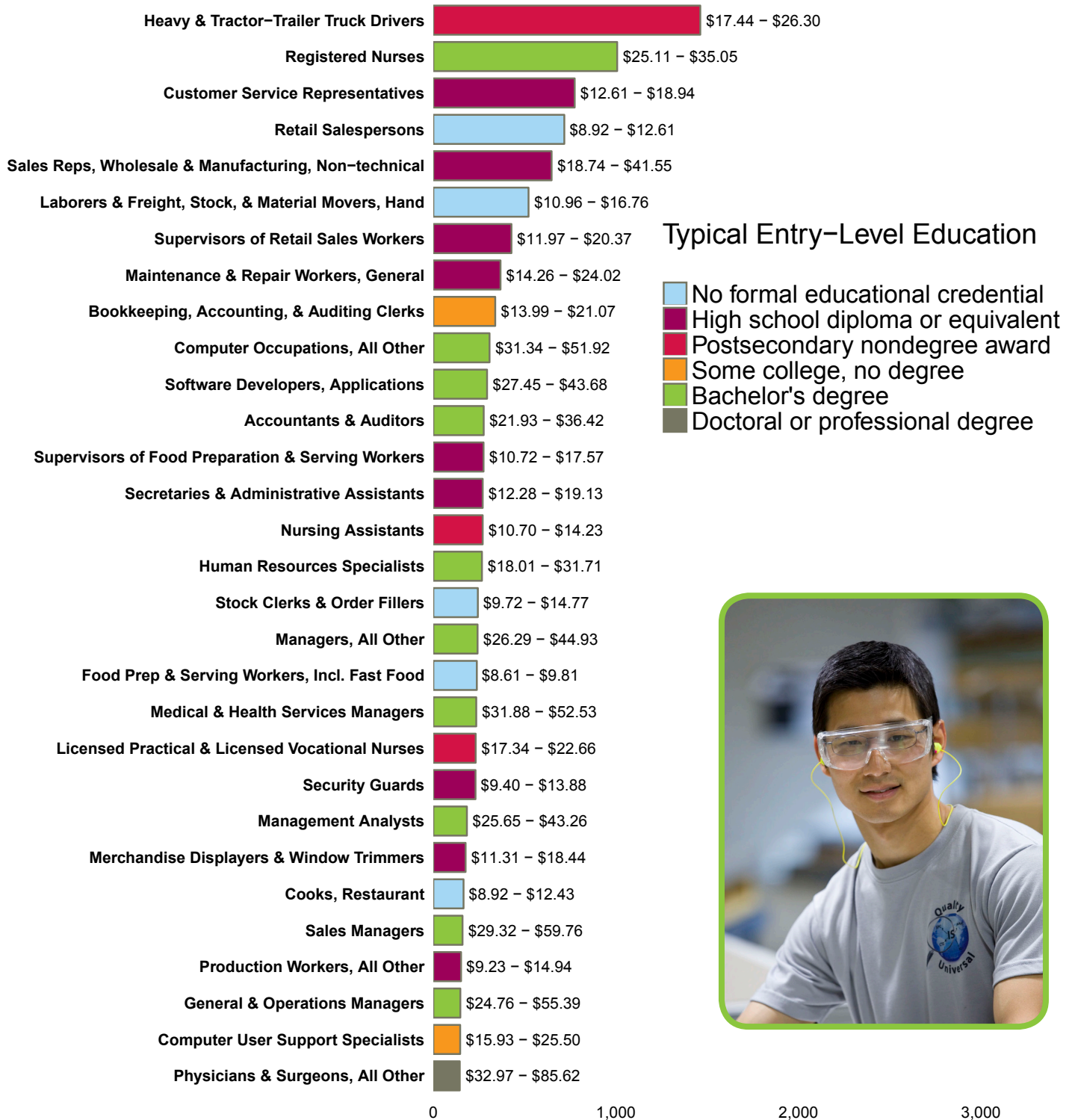
This report is compiled by Eric Burnette, Director of Workforce Intelligence for KentuckianaWorks. He can be contacted at (502) 574-4722 or [eric.burnette@kentuckianaworks.org](mailto:eric.burnette@kentuckianaworks.org). Media inquiries should go to Phil Miller, Director of Communications, (502) 574-3136 or [phil.miller@kentuckianaworks.org](mailto:phil.miller@kentuckianaworks.org).

For monthly insights into the local economy, sign up for our Labor Market Update e-newsletter at [KentuckianaWorks.org](http://KentuckianaWorks.org).

# Top 25 High-Demand Occupations Paying Above the Family Supporting Wage\* in the Louisville Region



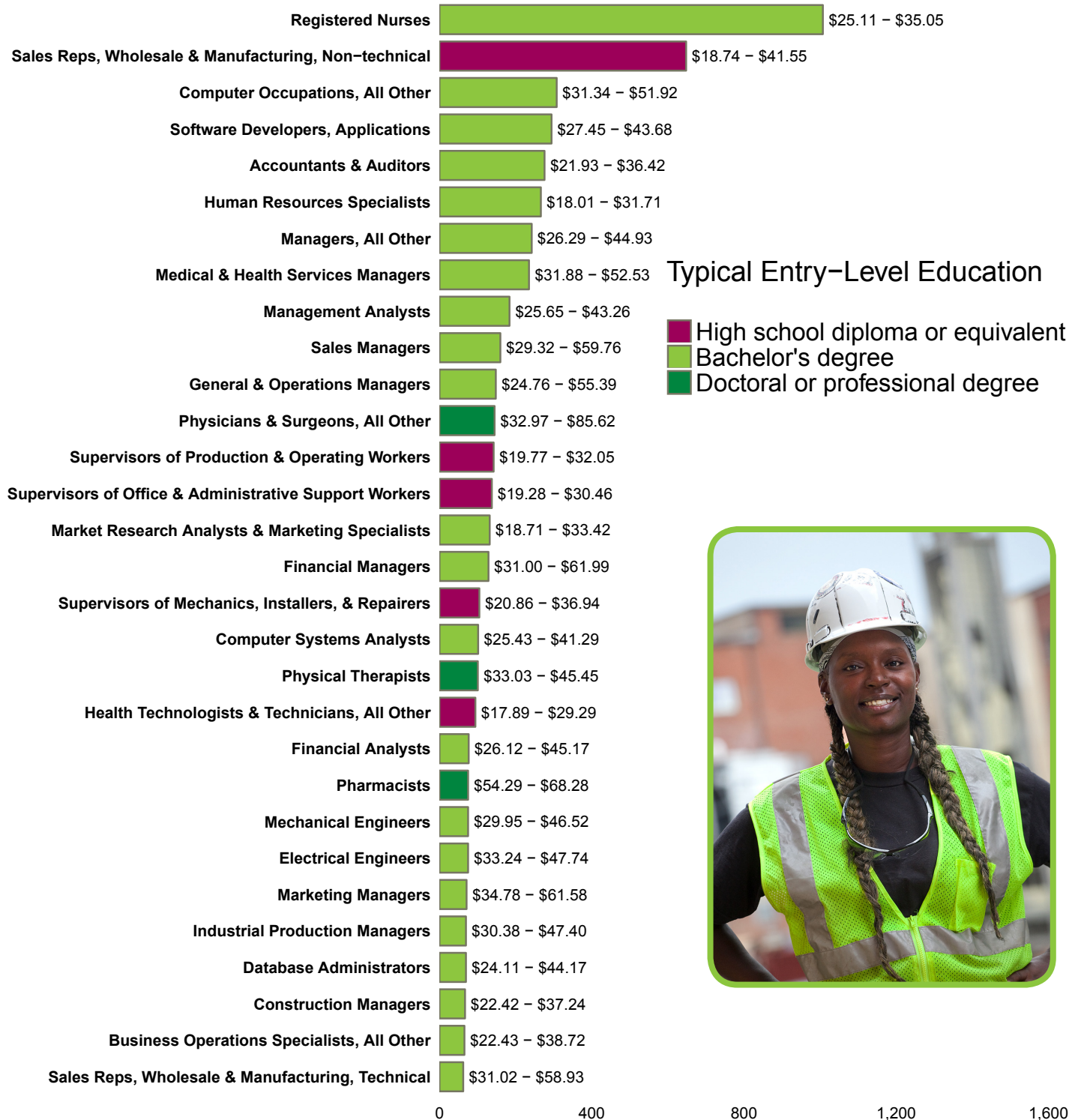
# Top 30 Job Postings in the Louisville MSA in the Fourth Quarter of 2016, 25-75th Percentile Pay Ranges for Each Job



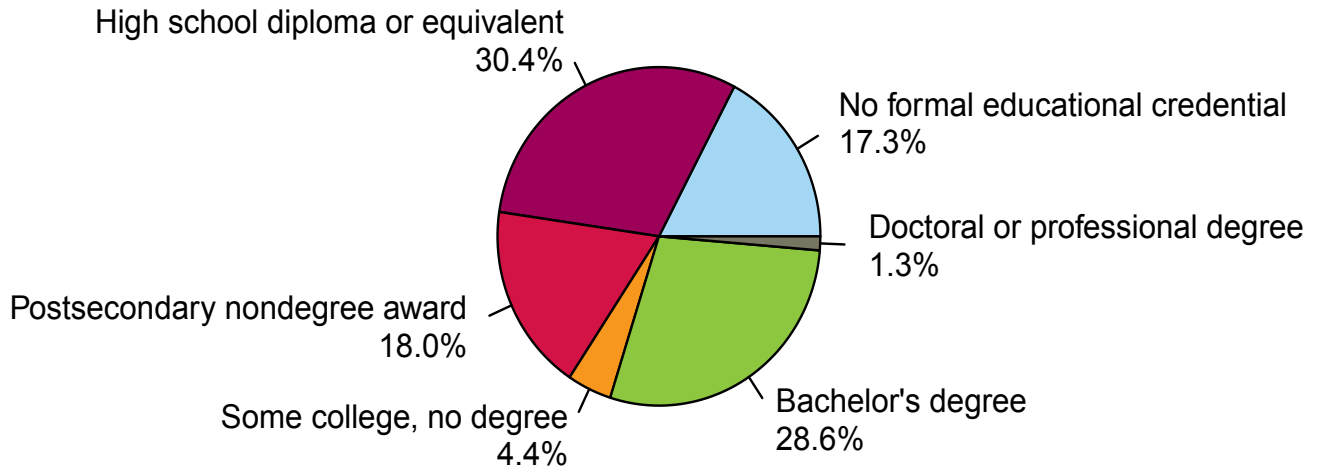
# Top 30 Job Postings in the Louisville MSA in the Fourth Quarter of 2016

## Paying Above the Family-Supporting Wage\*

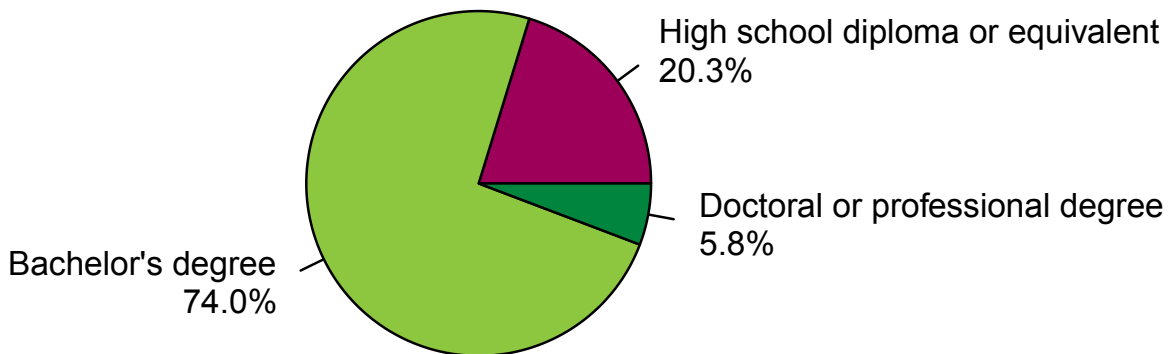
### 25th-75th Percentile Pay Ranges for Each Job



## Typical Entry-Level Education of Top 30 Jobs



## Typical Entry-Level Education of Top 30 Jobs Paying Above a Living Wage











### Top 10 Technology Skills in Louisville MSA

*(based on employer preferences in online job postings)*

1. Microsoft Suite
2. SQL/SQL Server
3. SAP
4. Oracle
5. Enterprise Resource Planning (ERP)
6. JavaScript
7. LINUX
8. JAVA
9. .NET Programming
10. Microsoft C#

# ADVANCED MANUFACTURING CAREER PATHWAYS

Louisville Metropolitan Statistical Area, October - December 2016

	 PRODUCTION	 PROCESS DEVELOPMENT	 QUALITY ASSURANCE	 MAINTENANCE
<b>1,222</b> TOTAL JOB POSTINGS				
 <b>BA/BS</b> (4 YRS) <b>333</b> JOB POSTINGS IN THE LAST 3 MONTHS	<b>Manufacturing Engineers</b>  <b>64 JOB POSTINGS</b> IN THE LAST 3 MONTHS <b>\$36.66 to \$53.05</b> HOURLY RATE	<b>Estimators; Sales Engineers</b>  <b>32 JOB POSTINGS</b> IN THE LAST 3 MONTHS <b>\$22.93 to \$38.70</b> HOURLY RATE	<b>Quality Engineers; Production Managers</b>  <b>115 JOB POSTINGS</b> IN THE LAST 3 MONTHS <b>\$30.27 to \$48.47</b> HOURLY RATE	<b>Electrical and Mechanical Engineers</b>  <b>122 JOB POSTINGS</b> IN THE LAST 3 MONTHS <b>\$31.59 to \$47.13</b> HOURLY RATE
 <b>ASSOCIATE DEGREE</b> (2 YRS) <b>94</b> JOB POSTINGS IN THE LAST 3 MONTHS	No high-demand jobs at this level within the pathway	<b>Mechanical Drafters (Computer Aided Designers)</b>  <b>14 JOB POSTINGS</b> IN THE LAST 3 MONTHS <b>\$17.59 to \$24.70</b> HOURLY RATE	<b>Engineering and Manufacturing Technicians</b>  <b>80 JOB POSTINGS</b> IN THE LAST 3 MONTHS <b>\$15.71 to \$29.75</b> HOURLY RATE	No high-demand jobs at this level within the pathway
 <b>CERTIFICATE OR DIPLOMA</b> (1-2 YRS) <b>135</b> JOB POSTINGS IN THE LAST 3 MONTHS	<b>Production Supervisors; CNC Machine Tool Operators</b>  <b>83 JOB POSTINGS</b> IN THE LAST 3 MONTHS <b>\$16.84 to \$26.27</b> HOURLY RATE	No high-demand jobs at this level within the pathway	No high-demand jobs at this level within the pathway	<b>Welders; Industrial Machinery Mechanics; Industrial Maintenance Technicians</b>  <b>52 JOB POSTINGS</b> IN THE LAST 3 MONTHS <b>\$17.13 to \$25.44</b> HOURLY RATE
 <b>HIGH SCHOOL OR GED</b> <b>660</b> JOB POSTINGS IN THE LAST 3 MONTHS	<b>Assembly Technicians; Industrial Tool Operators</b>  <b>452 JOB POSTINGS</b> IN THE LAST 3 MONTHS <b>\$13.21 to \$21.63</b> HOURLY RATE	No high-demand jobs at this level within the pathway	<b>Quality Assurance Specialists</b>  <b>100 JOB POSTINGS</b> IN THE LAST 3 MONTHS <b>\$19.02 to \$21.05</b> HOURLY RATE	<b>Repair Technician</b>  <b>108 JOB POSTINGS</b> IN THE LAST 3 MONTHS <b>\$14.59 to \$23.25</b> HOURLY RATE

SOURCE: Job postings data come from Burning Glass Labor/Insight job postings 10/1/2016 through 12/31/2016, discounted by 20% to account for possible duplication. All other data from EMSI Analyst for 2015-2016. Numbers are not guarantees of job placement.



# CONSUMER & BUSINESS SERVICES







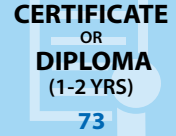


Louisville Metropolitan Statistical Area, October - December 2016

 <p><b>1,580</b> TOTAL JOB POSTINGS</p>	 <p><b>FINANCIAL SERVICES/ PAYMENT PROCESSING</b></p>	 <p><b>LEGAL SERVICES/ CONSULTING</b></p>	 <p><b>ADVERTISING AND PR</b></p>
<p><b>PROFESSIONAL DEGREE/PHD/ MASTER'S DEGREE</b></p> <p><b>19 JOB POSTINGS</b> IN THE LAST 3 MONTHS</p>	<p>No high-demand jobs at this level within the pathway</p>	<p>Judges; Lawyers</p> <p><b>19 JOB POSTINGS</b> IN THE LAST 3 MONTHS</p> <p><b>\$32.88 to \$60.96</b> HOURLY RATE</p>	<p>No high-demand jobs at this level within the pathway</p>
<p><b>BA/BS</b> (4 YRS)</p> <p><b>1,009 JOB POSTINGS</b> IN THE LAST 3 MONTHS</p>	<p>Financial Managers; Accountants; Budget Analysts; Credit Analysts; Personal Financial Advisors; Business Bankers</p> <p><b>349 JOB POSTINGS</b> IN THE LAST 3 MONTHS</p> <p><b>\$23.49 to \$47.63</b> HOURLY RATE</p>	<p>Management Consultant</p> <p><b>184 JOB POSTINGS</b> IN THE LAST 3 MONTHS</p> <p><b>\$25.65 to \$43.26</b> HOURLY RATE</p>	<p>Marketing, Sales, and Public Relations Managers; Fundraising and Marketing Coordinators; Videographers; Editors; Graphic Designers; Animators; Communications Specialists; Technical Writers; Copywriters</p> <p><b>476 JOB POSTINGS</b> IN THE LAST 3 MONTHS</p> <p><b>\$20.47 to \$34.86</b> HOURLY RATE</p>
<p><b>ASSOCIATE DEGREE</b> (2 YRS)</p> <p><b>60 JOB POSTINGS</b> IN THE LAST 3 MONTHS</p>	<p>No high-demand jobs at this level within the pathway</p>	<p>Paralegals and Legal Assistants</p> <p><b>23 JOB POSTINGS</b> IN THE LAST 3 MONTHS</p> <p><b>\$18.63 to \$27.47</b> HOURLY RATE</p>	<p>Human Resource Assistants</p> <p><b>37 JOB POSTINGS</b> IN THE LAST 3 MONTHS</p> <p><b>\$14.71 to \$21.21</b> HOURLY RATE</p>
<p><b>CERTIFICATE</b> (1-2 YRS)</p> <p><b>2 JOB POSTING</b> IN THE LAST 3 MONTHS</p>	<p>No high-demand jobs at this level within the pathway</p>	<p>No high-demand jobs at this level within the pathway</p>	<p>Audio and Video Equipment Technicians</p> <p><b>2 JOB POSTING</b> IN THE LAST 3 MONTHS</p> <p><b>\$16.23 to \$23.79</b> HOURLY RATE</p>
<p><b>HIGH SCHOOL</b> OR <b>GED</b></p> <p><b>490 JOB POSTINGS</b> IN THE LAST 3 MONTHS</p>	<p>Collections and Billing Specialists; Bookkeepers; Correspondence Clerks; Credit Assistants</p> <p><b>86 JOB POSTINGS</b> IN THE LAST 3 MONTHS</p> <p><b>\$15.25 to \$22.06</b> HOURLY RATE</p>	<p>Legal Administrative Assistant; Receptionists</p> <p><b>20 JOB POSTINGS</b> IN THE LAST 3 MONTHS</p> <p><b>\$12.80 to \$18.55</b> HOURLY RATE</p>	<p>Office Assistant; Artists; Media and Communication Assistants; Photographers; Secretaries and Administrative Assistants</p> <p><b>384 JOB POSTINGS</b> IN THE LAST 3 MONTHS</p> <p><b>\$12.84 to \$19.21</b> HOURLY RATE</p>

SOURCE: Job postings data come from Burning Glass Labor/Insight job postings 10/1/2016 through 12/31/2016, discounted by 20% to account for possible duplication. All other data from EMSI Analyst for 2015-2016. Numbers are not guarantees of job placement.

# FOOD & BEVERAGE










Louisville Metropolitan Statistical Area, October - December 2016

	 <b>FOOD PRODUCTION</b>	 <b>RESTAURANT</b>	 <b>HOSPITALITY</b>	 <b>CORPORATE HEADQUARTERS</b>
<b>1,641</b> TOTAL JOB POSTINGS				
 <b>BA/BS</b> (4 YRS)  <b>157</b> JOB POSTINGS IN THE LAST 3 MONTHS	No high-demand jobs at this level within the pathway	<b>General Managers</b>  <b>148 JOB POSTINGS</b> IN THE LAST 3 MONTHS <b>\$24.76 to \$55.39</b> HOURLY RATE	<b>Sales Managers; Marketing Coordinators</b>  <b>2 JOB POSTINGS</b> IN THE LAST 3 MONTHS <b>\$24.02 to \$46.59</b> HOURLY RATE	<b>Human Resources Specialists; Financial Analysts; Quality Assurance Analysts; Application Developers; Marketing Managers; Accountants; Network Engineers</b>  <b>7 JOB POSTINGS</b> IN THE LAST 3 MONTHS <b>\$26.44 to \$44.54</b> HOURLY RATE
 <b>ASSOCIATE DEGREE</b> (2 YRS)	No high-demand jobs at this level within the pathway	No high-demand jobs at this level within the pathway	No high-demand jobs at this level within the pathway	No high-demand jobs at this level within the pathway
 <b>CERTIFICATE OR DIPLOMA</b> (1-2 YRS)  <b>73</b> JOB POSTINGS IN THE LAST 3 MONTHS	<b>Shift Coordinators; Tractor-Trailer Truck Drivers</b>  <b>73 JOB POSTINGS</b> IN THE LAST 3 MONTHS <b>\$17.44 to \$26.30</b> HOURLY RATE	No high-demand jobs at this level within the pathway	No high-demand jobs at this level within the pathway	No high-demand jobs at this level within the pathway
 <b>HIGH SCHOOL OR GED</b>  <b>498</b> JOB POSTINGS IN THE LAST 3 MONTHS	<b>Maintenance Technicians; Delivery Drivers; Production Associates</b>  <b>16 JOB POSTINGS</b> IN THE LAST 3 MONTHS <b>\$11.96 to \$20.38</b> HOURLY RATE	<b>Shift Managers; Assistant Managers; Chefs</b>  <b>380 JOB POSTINGS</b> IN THE LAST 3 MONTHS <b>\$14.04 to \$21.00</b> HOURLY RATE	<b>Front Desk Agents; Housekeeping Supervisors; Security Officers</b>  <b>100 JOB POSTINGS</b> IN THE LAST 3 MONTHS <b>\$10.71 to \$16.34</b> HOURLY RATE	<b>Accounting Clerks; Front Office Supervisors; Customer Service Representatives; Telephone Operators</b>  <b>2 JOB POSTINGS</b> IN THE LAST 3 MONTHS <b>\$11.31 to \$17.01</b> HOURLY RATE
 <b>LESS THAN HIGH SCHOOL</b>  <b>913</b> JOB POSTINGS IN THE LAST 3 MONTHS	<b>Order Fillers; Bakers</b>  <b>22 JOB POSTINGS</b> IN THE LAST 3 MONTHS <b>\$9.61 to \$14.47</b> HOURLY RATE	<b>Restaurant Team Members; Servers; Grill, Line and Prep Cooks; Cashiers; Bartenders; Hosts and Hostesses</b>  <b>709 JOB POSTINGS</b> IN THE LAST 3 MONTHS <b>\$8.71 to \$10.54</b> HOURLY RATE	<b>Housekeepers; Janitors; Valet Attendants</b>  <b>182 JOB POSTINGS</b> IN THE LAST 3 MONTHS <b>\$8.92 to \$12.02</b> HOURLY RATE	No high-demand jobs at this level within the pathway

SOURCE: Job postings data come from Burning Glass Labor/Insight job postings 10/1/2016 through 12/31/2016, discounted by 20% to account for possible duplication. All other data from EMSI Analyst for 2015-2016. Numbers are not guarantees of job placement.

# HEALTH ENTERPRISES & LIFELONG WELLNESS & AGING






Louisville Metropolitan Statistical Area, October - December 2016

<b>4,117</b> <b>TOTAL JOB POSTINGS</b>	 <b>DIRECT PATIENT CARE</b>	 <b>DIAGNOSTIC/THERAPEUTIC</b>	 <b>ADMINISTRATIVE/CORPORATE</b>
 <b>DOCTORAL OR PROFESSIONAL DEGREE</b> <b>459</b> <b>JOB POSTINGS</b> <small>IN THE LAST 3 MONTHS</small>	Physician and Surgeons; Physical Therapists; Audiologists; Family and General Practitioners <b>349 JOB POSTINGS</b> <small>IN THE LAST 3 MONTHS</small> <b>\$65.54 to \$96.74</b> <small>HOURLY RATE</small>	Dentists; Orthodontists; Pharmacists; Optometrists <b>108 JOB POSTINGS</b> <small>IN THE LAST 3 MONTHS</small> <b>\$61.97 to \$86.90</b> <small>HOURLY RATE</small>	Healthcare Lawyers <b>2 JOB POSTINGS</b> <small>IN THE LAST 3 MONTHS</small> <b>\$27.12 to \$43.33</b> <small>HOURLY RATE</small>
 <b>MASTER'S DEGREE</b> <b>208</b> <b>JOB POSTINGS</b> <small>IN THE LAST 3 MONTHS</small>	Nurse Practitioners; Occupational Therapists; Physician Assistants; Nurse Anesthetists; Speech-Language Pathologists <b>154 JOB POSTINGS</b> <small>IN THE LAST 3 MONTHS</small> <b>\$43.02 to \$59.06</b> <small>HOURLY RATE</small>	Mental Health Counselors <b>46 JOB POSTINGS</b> <small>IN THE LAST 3 MONTHS</small> <b>\$13.94 to \$20.64</b> <small>HOURLY RATE</small>	Healthcare Social Workers; Statisticians <b>8 JOB POSTINGS</b> <small>IN THE LAST 3 MONTHS</small> <b>\$17.88 to \$26.84</b> <small>HOURLY RATE</small>
 <b>BA/BS (4 YRS)</b> <b>1,436</b> <b>JOB POSTINGS</b> <small>IN THE LAST 3 MONTHS</small>	Directors of Nursing; Registered Nurses <b>1,242 JOB POSTINGS</b> <small>IN THE LAST 3 MONTHS</small> <b>\$28.49 to \$43.79</b> <small>HOURLY RATE</small>	Medical and Clinical Laboratory Technicians; Dietitians and Nutritionists <b>78 JOB POSTINGS</b> <small>IN THE LAST 3 MONTHS</small> <b>\$24.12 to \$32.52</b> <small>HOURLY RATE</small>	Systems and Accounting Analysts; Business Office Managers; Human Resources Specialists; Human Resources and Marketing Managers; Marketing Coordinators; Information Technology Managers; Network Engineer; Risk and Financial Analysts <b>116 JOB POSTINGS</b> <small>IN THE LAST 3 MONTHS</small> <b>\$27.18 to \$46.39</b> <small>HOURLY RATE</small>
 <b>ASSOCIATE DEGREE (2 YRS)</b> <b>263</b> <b>JOB POSTINGS</b> <small>IN THE LAST 3 MONTHS</small>	Physical and Occupational Therapist Assistants; Respiratory Therapists; Sonographers; Cardiovascular Technicians <b>139 JOB POSTINGS</b> <small>IN THE LAST 3 MONTHS</small> <b>\$21.79 to \$43.79</b> <small>HOURLY RATE</small>	Medical and Clinical Laboratory Technicians; Dental Hygienists; Radiologic Technologists <b>124 JOB POSTINGS</b> <small>IN THE LAST 3 MONTHS</small> <b>\$21.17 to \$32.52</b> <small>HOURLY RATE</small>	<b>No high-demand jobs at this level within the pathway</b>
 <b>CERTIFICATE (1-2 YRS)</b> <b>894</b> <b>JOB POSTINGS</b> <small>IN THE LAST 3 MONTHS</small>	Nursing Assistants; Emergency Technicians and Paramedics; Medical Assistants; Licensed Nurses <b>643 JOB POSTINGS</b> <small>IN THE LAST 3 MONTHS</small> <b>\$13.00 to \$18.06</b> <small>HOURLY RATE</small>	Dental Assistants; Surgical Technologists; Phlebotomists; Ophthalmic Medical Technicians <b>68 JOB POSTINGS</b> <small>IN THE LAST 3 MONTHS</small> <b>\$15.48 to \$21.41</b> <small>HOURLY RATE</small>	Medical Transcriptionists; Medical Records Clerks <b>183 JOB POSTINGS</b> <small>IN THE LAST 3 MONTHS</small> <b>\$14.41 to \$21.15</b> <small>HOURLY RATE</small>
 <b>HIGH SCHOOL OR GED</b> <b>857</b> <b>JOB POSTINGS</b> <small>IN THE LAST 3 MONTHS</small>	Physical Therapist Aides; Patient Transporters; Sterile Processing Technicians; Endoscopy Technicians; Emergency Room Technicians <b>141 JOB POSTINGS</b> <small>IN THE LAST 3 MONTHS</small> <b>\$13.04 to \$19.29</b> <small>HOURLY RATE</small>	Pharmacy Clerks; Pharmacy Technicians; Opticians; Social Workers; Home Health Aides; Dietary Cooks; Caregivers <b>156 JOB POSTINGS</b> <small>IN THE LAST 3 MONTHS</small> <b>\$10.99 to \$15.98</b> <small>HOURLY RATE</small>	Medical Receptionists; Executive Assistants; Bookkeepers; Telephone Operators; Office Managers; Customer Service Reps <b>560 JOB POSTINGS</b> <small>IN THE LAST 3 MONTHS</small> <b>\$14.42 to \$21.57</b> <small>HOURLY RATE</small>

SOURCE: Job postings data come from Burning Glass Labor/Insight; job postings 10/1/2016 through 12/31/2016, discounted by 20% to account for possible duplication. All other data from EMSI Analyst for 2015-2016. Numbers are not guarantees of job placement.

# INFORMATION TECHNOLOGY






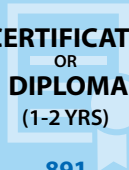

Louisville Metropolitan Statistical Area, October - December 2016

<p><b>875</b> TOTAL JOB POSTINGS</p>	 <b>INFORMATION SUPPORT/SERVICES</b>	 <b>PROGRAMMING &amp; SOFTWARE DEV</b>	 <b>NETWORK SYSTEMS</b>	 <b>WEB &amp; DIGITAL COMMUNICATIONS</b>
 <b>BA/BS</b> (4 YRS)  <b>643</b> JOB POSTINGS IN THE LAST 3 MONTHS	<p><b>Information Technology Managers; Systems Analysts; Operations Analysts</b></p> <p><b>93 JOB POSTINGS</b> IN THE LAST 3 MONTHS</p> <p><b>\$31.01 to \$48.71</b> HOURLY RATE</p>	<p><b>Software Engineers; Systems Engineers</b></p> <p><b>294 JOB POSTINGS</b> IN THE LAST 3 MONTHS</p> <p><b>\$31.05 to \$46.12</b> HOURLY RATE</p>	<p><b>Network Specialists; Database Administrators; Information Security Analysts; Systems Administrators</b></p> <p><b>208 JOB POSTINGS</b> IN THE LAST 3 MONTHS</p> <p><b>\$25.68 to \$46.88</b> HOURLY RATE</p>	<p><b>Computer Programmers; Graphic Designers</b></p> <p><b>48 JOB POSTINGS</b> IN THE LAST 3 MONTHS</p> <p><b>\$19.38 to \$31.18</b> HOURLY RATE</p>
<p><b>ASSOCIATE DEGREE</b> (2 YRS) OR <b>SOME COLLEGE,</b> NO DEGREE</p> <p><b>232</b> JOB POSTINGS IN THE LAST 3 MONTHS</p>	<p><b>Technical Support Analysts; Information Technology Support Technicians</b></p> <p><b>151 JOB POSTINGS</b> IN THE LAST 3 MONTHS</p> <p><b>\$13.80 to \$22.04</b> HOURLY RATE</p>	<p>No high-demand jobs at this level within the pathway</p>	<p><b>Computer Network Support Specialists</b></p> <p><b>16 JOB POSTINGS</b> IN THE LAST 3 MONTHS</p> <p><b>\$19.24 to \$29.93</b> HOURLY RATE</p>	<p><b>Web Developers</b></p> <p><b>65 JOB POSTINGS</b> IN THE LAST 3 MONTHS</p> <p><b>\$18.97 to \$28.46</b> HOURLY RATE</p>
<p><b>CERTIFICATE OR DIPLOMA</b> (1-2 YRS)</p>	<p>No high-demand jobs at this level within the pathway</p>	<p>No high-demand jobs at this level within the pathway</p>	<p>No high-demand jobs at this level within the pathway</p>	<p>No high-demand jobs at this level within the pathway</p>
<p><b>HIGH SCHOOL OR GED</b></p>	<p>No high-demand jobs at this level within the pathway</p>	<p>No high-demand jobs at this level within the pathway</p>	<p>No high-demand jobs at this level within the pathway</p>	<p>No high-demand jobs at this level within the pathway</p>

SOURCE: Job postings data come from Burning Glass Labor/Insight job postings 10/1/2016 through 12/31/2016, discounted by 20% to account for possible duplication. All other data from EMSI Analyst for 2015-2016. Numbers are not guarantees of job placement.

# LOGISTICS & SUPPLY CHAIN MANAGEMENT

Louisville Metropolitan Statistical Area, October - December 2016

<p><b>1,346</b> TOTAL JOB POSTINGS</p>	 <p><b>PROCUREMENT (SOURCING/BUYING)</b></p>	 <p><b>TRANSPORTATION OPERATIONS</b></p>	 <p><b>WAREHOUSING &amp; DISTRIBUTION</b></p>
 <p><b>BA/BS (4 YRS)</b></p> <p><b>194</b> JOB POSTINGS IN THE LAST 3 MONTHS</p>	<p>Purchasing Managers; Logistics Specialists</p> <p><b>123 JOB POSTINGS</b> IN THE LAST 3 MONTHS</p> <p><b>\$26.41 to \$45.50</b> HOURLY RATE</p>	<p>Sales Managers; Industrial and Aerospace Engineers; Airline Pilots, Copilots, and Flight Engineers</p> <p><b>6 JOB POSTINGS</b> IN THE LAST 3 MONTHS</p> <p><b>\$36.52 to \$59.03</b> HOURLY RATE</p>	<p>Sales Representatives; Mechanical Engineers</p> <p><b>65 JOB POSTINGS</b> IN THE LAST 3 MONTHS</p> <p><b>\$30.48 to \$52.73</b> HOURLY RATE</p>
 <p><b>ASSOCIATE DEGREE (2 YRS)</b></p>	<p>No high-demand jobs at this level within the pathway</p>	<p>No high-demand jobs at this level within the pathway</p>	<p>No high-demand jobs at this level within the pathway</p>
 <p><b>CERTIFICATE OR DIPLOMA (1-2 YRS)</b></p> <p><b>891</b> JOB POSTINGS IN THE LAST 3 MONTHS</p>	<p>No high-demand jobs at this level within the pathway</p>	<p>Tractor Trailer Truck Drivers; Aircraft Mechanics and Service Technicians</p> <p><b>891 JOB POSTINGS</b> IN THE LAST 3 MONTHS</p> <p><b>\$23.02 to \$41.29</b> HOURLY RATE</p>	<p>No high-demand jobs at this level within the pathway</p>
 <p><b>HIGH SCHOOL OR GED</b></p> <p><b>261</b> JOB POSTINGS IN THE LAST 3 MONTHS</p>	<p>Receptionists; File Clerks; Office Clerks; Customs Brokers; Purchasing Assistants; Wholesale Buyers</p> <p><b>28 JOB POSTINGS</b> IN THE LAST 3 MONTHS</p> <p><b>\$11.96 to \$17.72</b> HOURLY RATE</p>	<p>Delivery Drivers; Import and Export Coordinators; Transportation Managers</p> <p><b>149 JOB POSTINGS</b> IN THE LAST 3 MONTHS</p> <p><b>\$19.70 to \$33.96</b> HOURLY RATE</p>	<p>Production Supervisors; Warehouse Workers; Inventory Clerks; Warehouse Managers; Forklift Operators</p> <p><b>84 JOB POSTINGS</b> IN THE LAST 3 MONTHS</p> <p><b>\$19.02 to \$31.82</b> HOURLY RATE</p>

SOURCE: Job postings data come from Burning Glass Labor/Insight job postings 10/1/2016 through 12/31/2016, discounted by 20% to account for possible duplication. All other data from EMSI Analyst for 2015-2016. Numbers are not guarantees of job placement.

# CONSTRUCTION

Louisville Metropolitan Statistical Area, October - December 2016

<p><b>797</b> TOTAL JOB POSTINGS</p>	 <p><b>CONSTRUCTION</b></p>	 <p><b>PROPERTY MANAGEMENT</b></p>	 <p><b>REAL ESTATE/ LEASING</b></p>
 <p><b>CERTIFICATE</b> (1-2 YRS)</p> <p><b>178</b> JOB POSTING IN THE LAST 3 MONTHS</p>	<p>Electricians; Plumbers; HVAC and Refrigeration Mechanics</p> <p><b>98 JOB POSTINGS</b> IN THE LAST 3 MONTHS</p> <p><b>\$16.59 to \$27.96</b> HOURLY RATE</p>	<p>Electronic Equipment Installers and Repairers</p> <p><b>6 JOB POSTINGS</b> IN THE LAST 3 MONTHS</p> <p><b>\$14.29 to \$22.08</b> HOURLY RATE</p>	<p>Real Estate Agents and Brokers</p> <p><b>74 JOB POSTINGS</b> IN THE LAST 3 MONTHS</p> <p><b>\$14.79 to \$21.18</b> HOURLY RATE</p>
 <p><b>HIGH SCHOOL OR GED</b></p> <p><b>398</b> JOB POSTING IN THE LAST 3 MONTHS</p>	<p>Supervisors; Inspectors; Helpers</p> <p><b>149 JOB POSTINGS</b> IN THE LAST 3 MONTHS</p> <p><b>\$16.43 to \$24.02</b> HOURLY RATE</p>	<p>Repair and Installation Maintenance; Supervisors of Housekeeping and Janitorial Workers</p> <p><b>226 JOB POSTINGS</b> IN THE LAST 3 MONTHS</p> <p><b>\$14.37 to \$21.65</b> HOURLY RATE</p>	<p>Property Real Estate and Community Association Managers</p> <p><b>23 JOB POSTINGS</b> IN THE LAST 3 MONTHS</p> <p><b>\$18.17 to \$30.21</b> HOURLY RATE</p>
 <p><b>LESS THAN HIGH SCHOOL</b></p> <p><b>221</b> JOB POSTING IN THE LAST 3 MONTHS</p>	<p>Construction Laborers; Painters; Drywall Installers; Roofers</p> <p><b>43 JOB POSTINGS</b> IN THE LAST 3 MONTHS</p> <p><b>\$12.97 to \$17.90</b> HOURLY RATE</p>	<p>Janitors; Housekeeping Cleaners; Landscaping and Groundskeeping Workers</p> <p><b>178 JOB POSTINGS</b> IN THE LAST 3 MONTHS</p> <p><b>\$11.72 to \$16.76</b> HOURLY RATE</p>	<p>No high-demand jobs at this level within the pathway</p>

SOURCE: Job postings data come from Burning Glass Labor/Insight job postings 10/1/2016 through 12/31/2016, discounted by 20% to account for possible duplication. All other data from EMSI Analyst for 2015-2016. Numbers are not guarantees of job placement.

# SOURCES & METHODOLOGY

---

KentuckianaWorks used data based on online job postings aggregated by Burning Glass Labor/Insight to understand labor market demand for different jobs and skills in the workforce of the 12-county Louisville Metropolitan Statistical Area (MSA). Burning Glass gathers data from multiple online sources, including major job posting sites, and employer-specific job boards. Burning Glass then removes duplicate results. We have discounted the Burning Glass numbers by 20 percent to account for possible duplication. Job postings do not guarantee the existence of an open job. Some industries, such as manufacturing, or occupations, such as welders, may be particularly prone to underrepresentation in online job postings data, meaning the real demand may be higher. Similarly, some employers may post continuous listings for positions they do not intend to fill in the near term. Thus, while Burning Glass provides the best available data, it does not provide a complete representation of the job market.

KentuckianaWorks used Economic Modeling Specialist Intl.'s Analyst tool (EMSI Analyst), for local data on the number of jobs, median and percentile wages, typical-entry level education for jobs, the composition of jobs within industry clusters, occupational age demographics (to gauge possible retirements), and projected 10-year job growth. EMSI Analyst draws data from multiple sources, including the Bureau of Labor Statistics, the Census Bureau's American Community Surveys, the Bureau of Economic Analysis, and their own proprietary models. KentuckianaWorks annualized data for the median annual wage by assuming 2,080 hours of work during a year.

For the living-wage threshold, KentuckianaWorks used the Massachusetts Institute of Technology Living Wage Calculator's 2016 living wage for a family of two adults and two children without childcare in Louisville MSA. That number was \$47,273.

The Top High-Demand and High-Wage fields were developed by creating composite ranking that takes Burning Glass job postings and EMSI Analyst projected growth/possible retirements into account. Possible retirements come from the number of people in a job field who are 55 or older. Both criteria were ranked separately, then the average ranking was used as a composite score. Composite scores were ranked to create the Top 25 list. To be considered high-wage, a field must have a median annual wage of at least \$47,273.



## ABOUT KENTUCKIANAWORKS

KentuckianaWorks, an agency of Louisville Metro Government, is the Workforce Development Board for the Greater Louisville region, which consists of Jefferson, Bullitt, Henry, Oldham, Spencer, Shelby and Trimble counties. Funding is primarily provided by the U.S. Department of Labor and the Workforce Innovation and Opportunity Act of 2014, through the Kentucky Education Workforce Development Cabinet.

KentuckianaWorks oversees the region's system of Kentucky Career Centers, partners with other workforce development boards, and publishes workforce-related research and data. The agency also manages a variety of special initiatives, including Code Louisville, the Mayor's SummerWorks program, the Kentucky Health Career Center, the Kentucky Manufacturing Career Center, the Career Calculator, Kentuckiana Builds, Degrees Work, the KentuckianaWorks College Access Center, and more.

